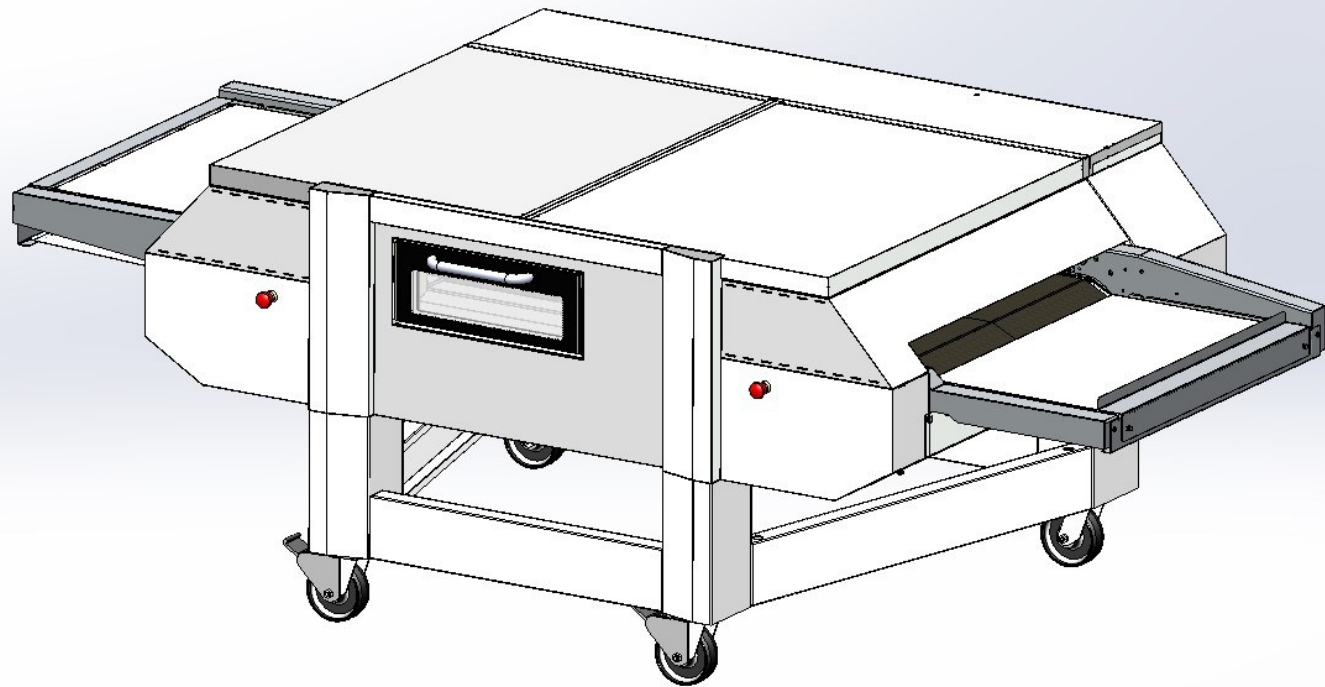




HOT ROCKS

ROCKING EVERYDAY LIFE.



Hot Rocks Oven Parts Manual

HR-70-22, HR-70-33, HR-93-33

Gen 2

For serial number
XXXXX032017 to XXXXX122020



A



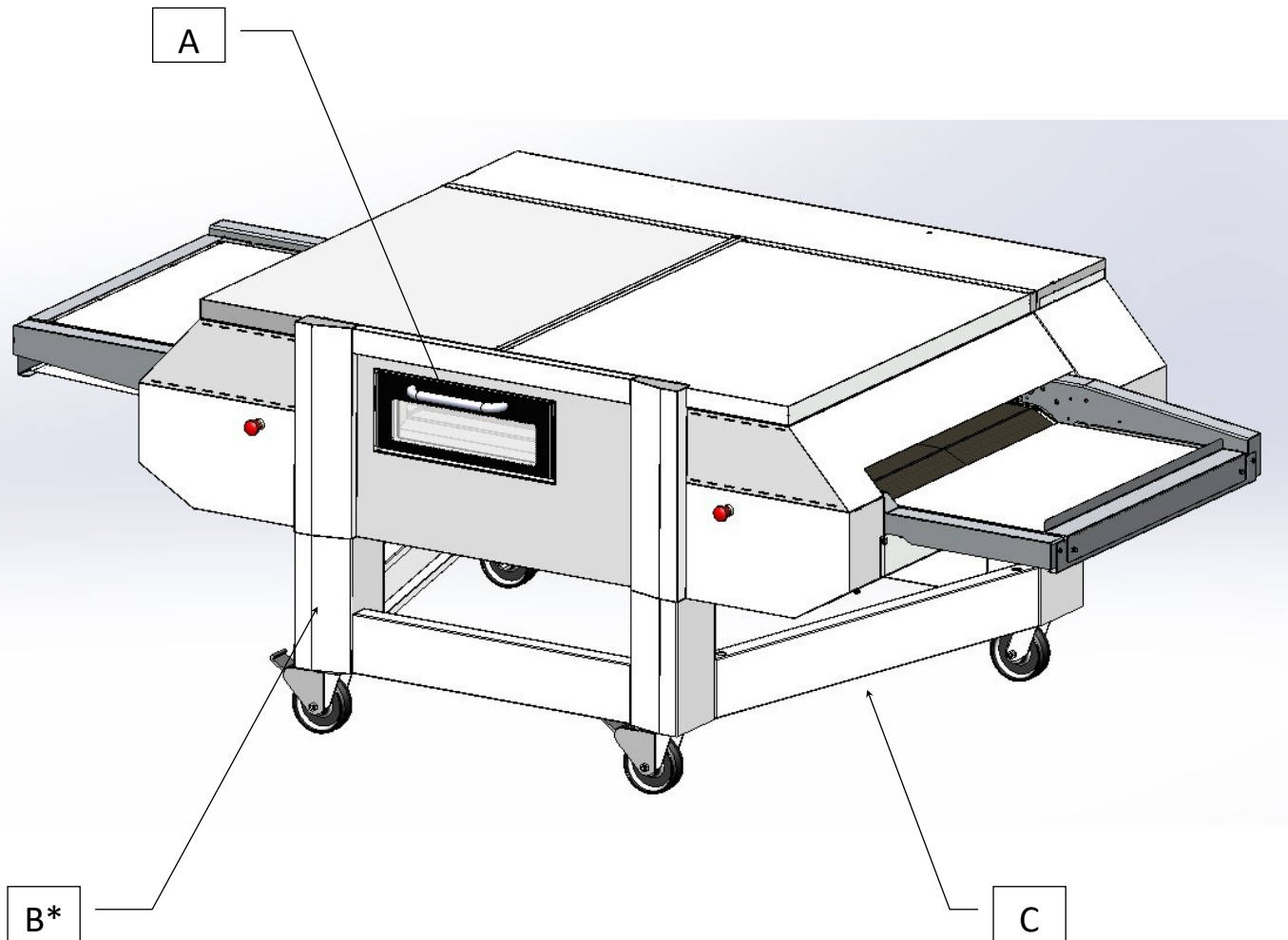
B

#	Part #	Description	Model
A	TO0000610	6 MONTHS MAINTENANCE KIT	ALL
B	TO0000611	YEARLY MAINTENANCE KIT	ALL

Description

MAINTENANCE KIT






#	Part #	Description	Model
A	HR11-0131-A	DOOR WITH BRACKET	ALL
B*	HOTROCKS-LEGS-SINGLE	SINGLE STACK LEG KIT	ALL
B*	HOTROCKS-LEGS-DOUBLE	DOUBLE STACK LEG KIT	ALL
B*	HOTROCKS-LEGS-TRIPLE	TRIPLE STACK LEG KIT	ALL
C	CALL FACTORY	CASTERS	ALL

Note : The glass door is no longer available, it is now a complete stainless steel assembly.

Description

BASE AND DOOR





E

E

A

B

D

C


F

#	Part #	Description	Model
A	HR11-0049-A	HIGH LIMIT TEMPERATURE CONTROLLER	ALL
B	HR11-0067-A	IGNITION CONTROL	ALL
C	HR11-0057-A	DAMPER ACTUATOR	ALL
D	HR11-0077-A	THERMOCOUPLE 12 INCH LEAD	ALL
E	HR06A0005	AXIAL COOLING FAN	ALL
F	HR11-0076-A	THERMOCOUPLE 60 INCH LEAD	ALL

Description

REAR SECTION





#	Part #	Description	Model
A	EL01-0114	ROCKER SWITCH ON/OFF	ALL
B	EL02-0094	BUZZER	ALL
C	HR11-0048-A	HMI INTERFACE	ALL

Description

CONTROLLER CORNER





A*

D&E

C*

B*

#	Part #	Description	Model
A*	HR04A0049	HOOD CONVEYOR (RIGHT SIDE)	HR-XX-33
A*	HR04A0048	HOOD CONVEYOR (LEFT SIDE)	HR-XX-33
A*	HR04A0047	HOOD CONVEYOR (RIGHT SIDE)	HR-XX-22
A*	HR04A0050	HOOD CONVEYOR (LEFT SIDE)	HR-XX-22
B*	TO7022581	CRUMB TRAY	HR-70-22
B*	TO7033581	CRUMB TRAY	HR-70-33
B*	TO9333581	CRUMB TRAY	HR-93-33
C*	TO0033098	CONVEYOR BOTTOM HOOD	HR-XX-33
C*	TO0022098	CONVEYOR BOTTOM HOOD	HR-XX-22
D	EL01-0123	EMERGENCY STOP BUTTON PROTECTION	ALL
E	HR11-0028-A	EMERGENCY STOP BUTTON	ALL

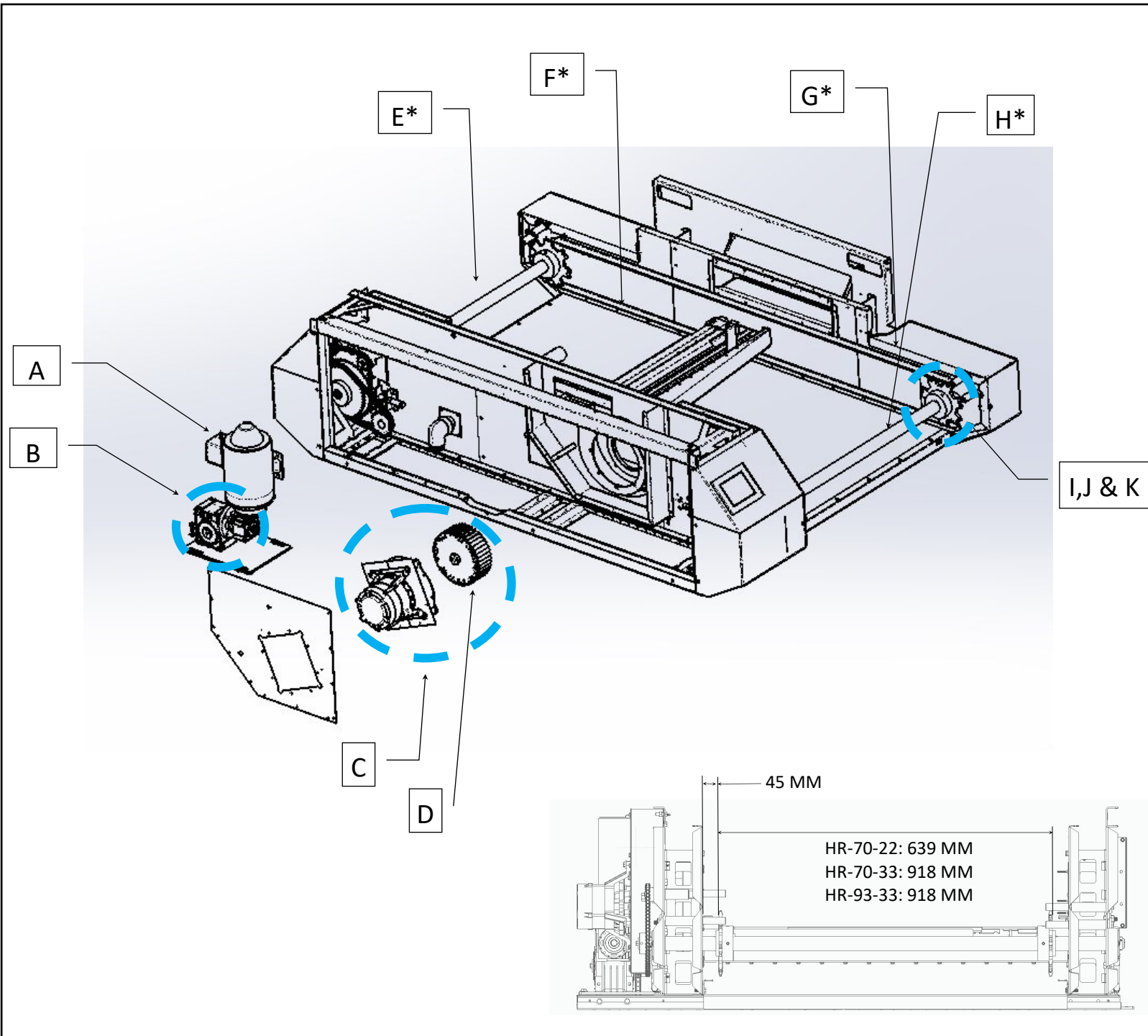
* MODEL SPECIFIC

Note : The front of the oven is always the door

Description

CRUMB TRAY





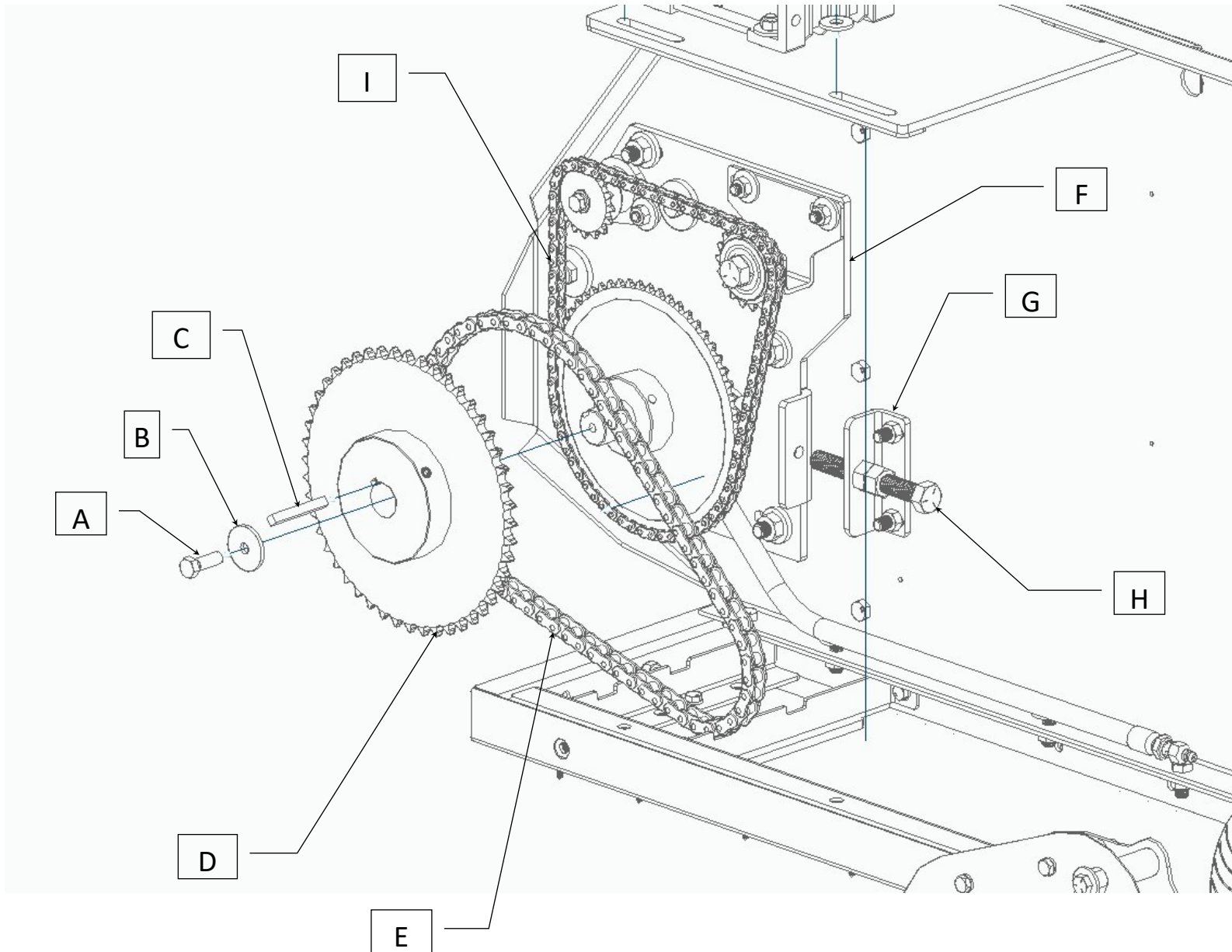
#	Part #	Description	Model
A	HR11-0058-A	CONVEYOR MOTOR	ALL
B	HR11-0085-A	GEARBOX	ALL
C	HR11-0116-A	CONVECTION FAN WITH MOTOR	ALL
D	VE68-0004	CONVECTION FAN	ALL
E*	HR02-0103-A	DRIVING SHAFT	HR-XX-22
E*	HR02-0003-A	DRIVING SHAFT	HR-XX-33
F*	HR01-0075-A	LOWER TRACK	HR-70-XX
F*	HR01-0522-A	LOWER TRACK	HR-93-XX
G*	HR01-0074-A	UPPER TRACK	HR-70-XX
G*	HR01-0517-A	UPPER TRACK	HR-93-XX
H*	HR02-0104-A	IDLER SHAFT	HR-XX-22
H*	HR02-0004-A	IDLER SHAFT	HR-XX-33
I	HR02-0062-B	MAIN CONVEYOR SPROCKET	ALL
J	ME12-0522	MACHINE KEY STOCK 3/8" X 3/8" X 2"	ALL
K	052-4215	BOLT M8 X 1.25 X 25MM	ALL

* MODEL SPECIFIC

Description

MECHANICS—1 of 4





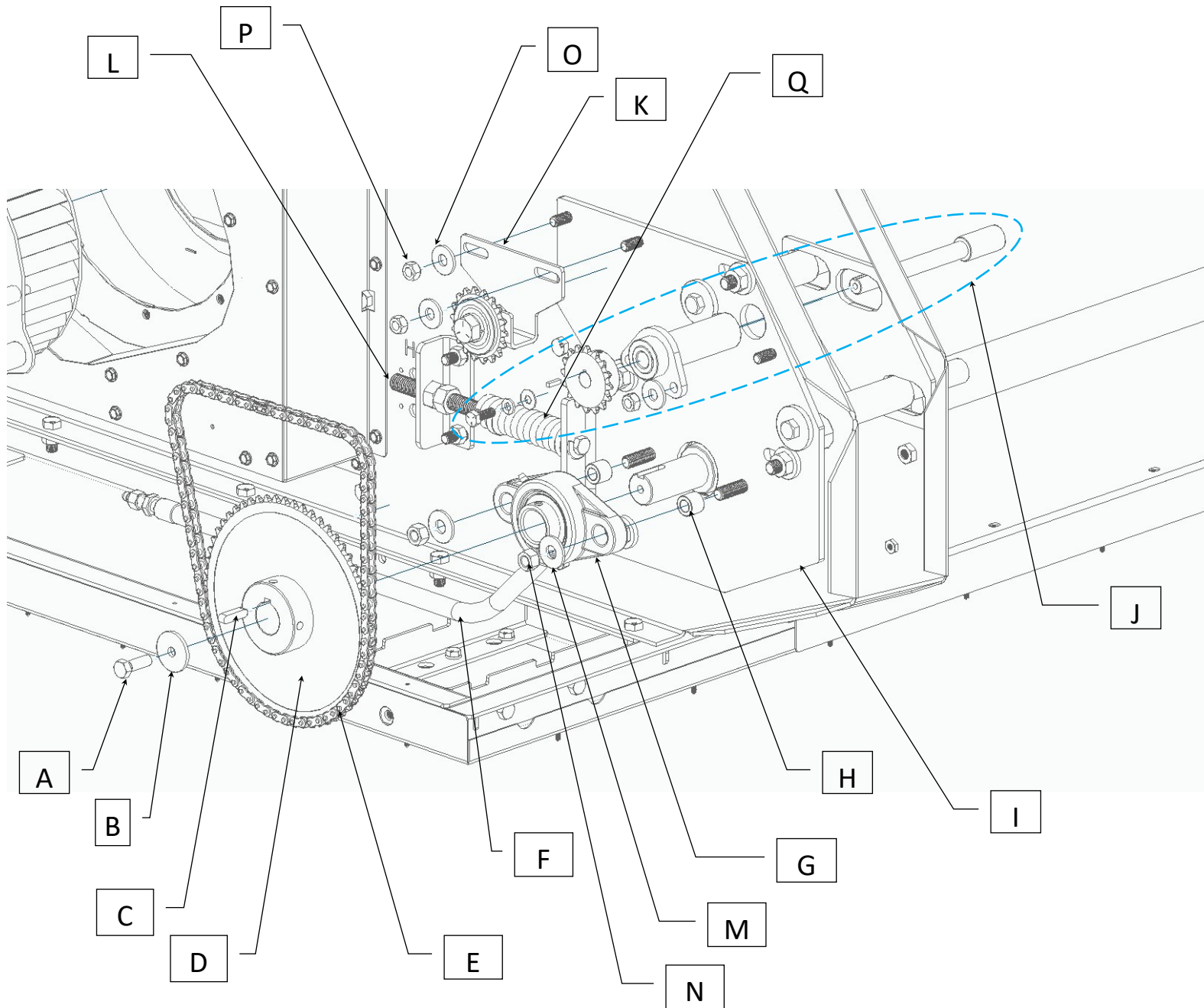
#	Part #	Description	Model
A	QU28-0079	BOLT 5/16-18 X 1"	ALL
B	HR01-0082-A	MAIN SHAFT WASHER	ALL
C	ME12-0523	MACHINE KEY STOCK 1/4" X 1/4" X 2"	ALL
D	HR11-0092-A	SPROCKET 40B48	ALL
E	HR11-0082-A	GEARBOX CHAIN	ALL
F	HR05-0108-B	RIGHT REAR BEARING PLATE	ALL
G	HR04-0100-A	CHAIN TENSIONNER WELDED FLANGE	ALL
H	QU28-0558	BOLT 1/2-13 X 4"	ALL
I	HR11-0086-A	TRANSFERT CHAIN	ALL

* MODEL SPECIFIC

Description

MECHANICS—2 of 4





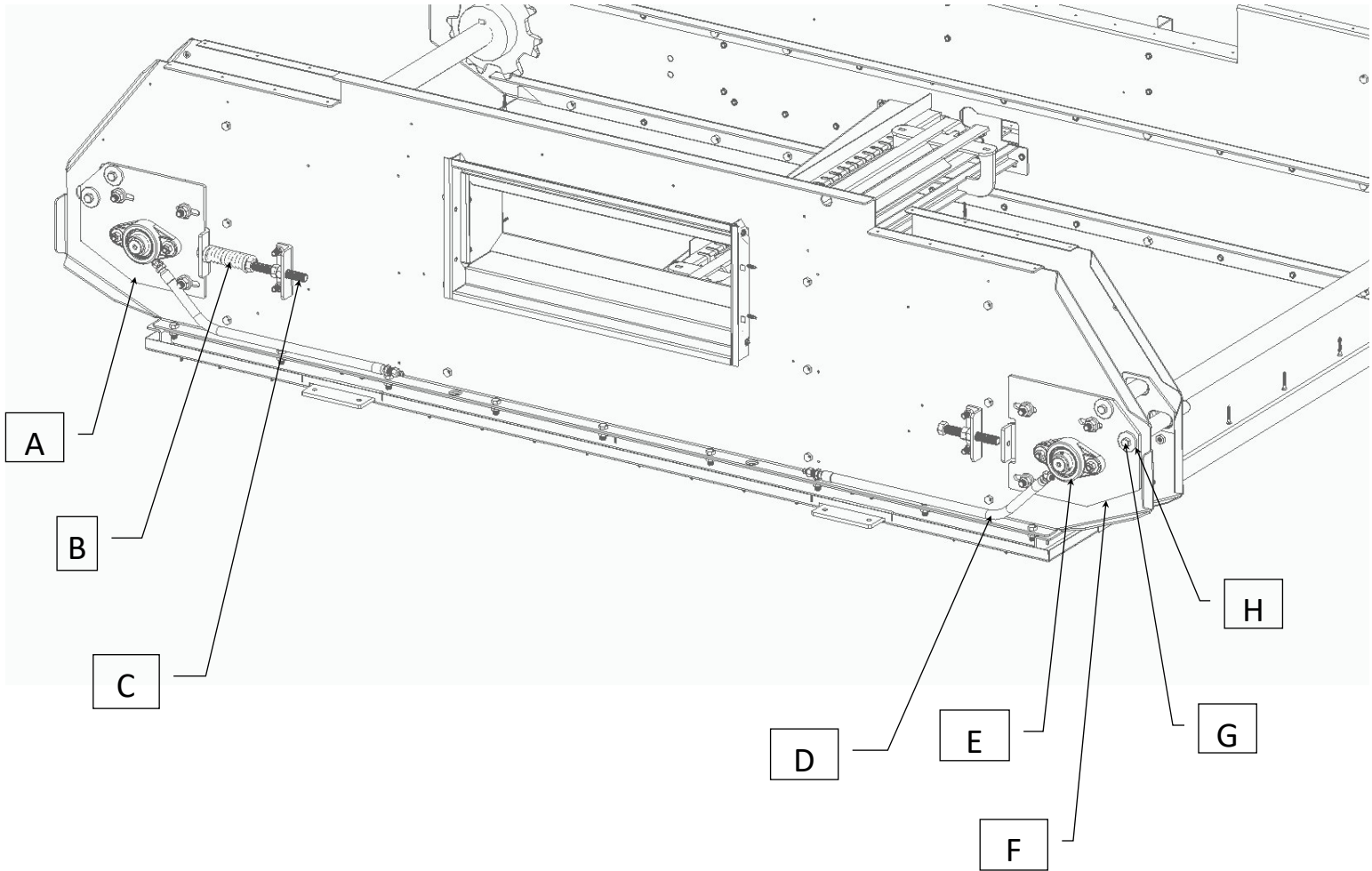
#	Part #	Description	Model
A	QU28-0079	HEX BOLT 5/16-18 X 1" ZINC PLATED	ALL
B	HR01-0082-A	MAIN SHAFT WASHER	ALL
C	ME12-0519	MACHINE KEY STOCK 1/4" X 1/4" X 1"	ALL
D	ME57-0198	SPROCKET 35B58	ALL
E	HR11-0086-A	TRANSFERT CHAIN #35	ALL
F	HR11-0078-A	GREASING TUBE	ALL
G	HR11-0072-A	HIGH TEMPERATURE BEARING	ALL
H	HR02-0009-A	BEARING SLEEVE	ALL
I	HR05-0107-A	CONVEYOR SHAFT SUPPORT (REAR RIGHT)	ALL
J	HR11-0045-A	CONVEYOR DRIVING SHAFT KIT	ALL
K	HR11-0093-A	CHAIN TENSIONNER	ALL
L	HR04-0023-A	SPRING TENSIONNER	ALL
M	QU28-0543	WASHER 3/8" ZINC PLATED	ALL
N	QU28-0009	NUT 3/8-16 ZINC PLATED	ALL
O	QU28-0540	WASHER 5/16" ZINC PLATED	ALL
P	QU28-0005	NUT 5/16-18 ZINC PLATED	ALL
Q	QU28-0156	SPRING	ALL

*MODEL SPECIFIC

Description

MECHANICS—3 of 4



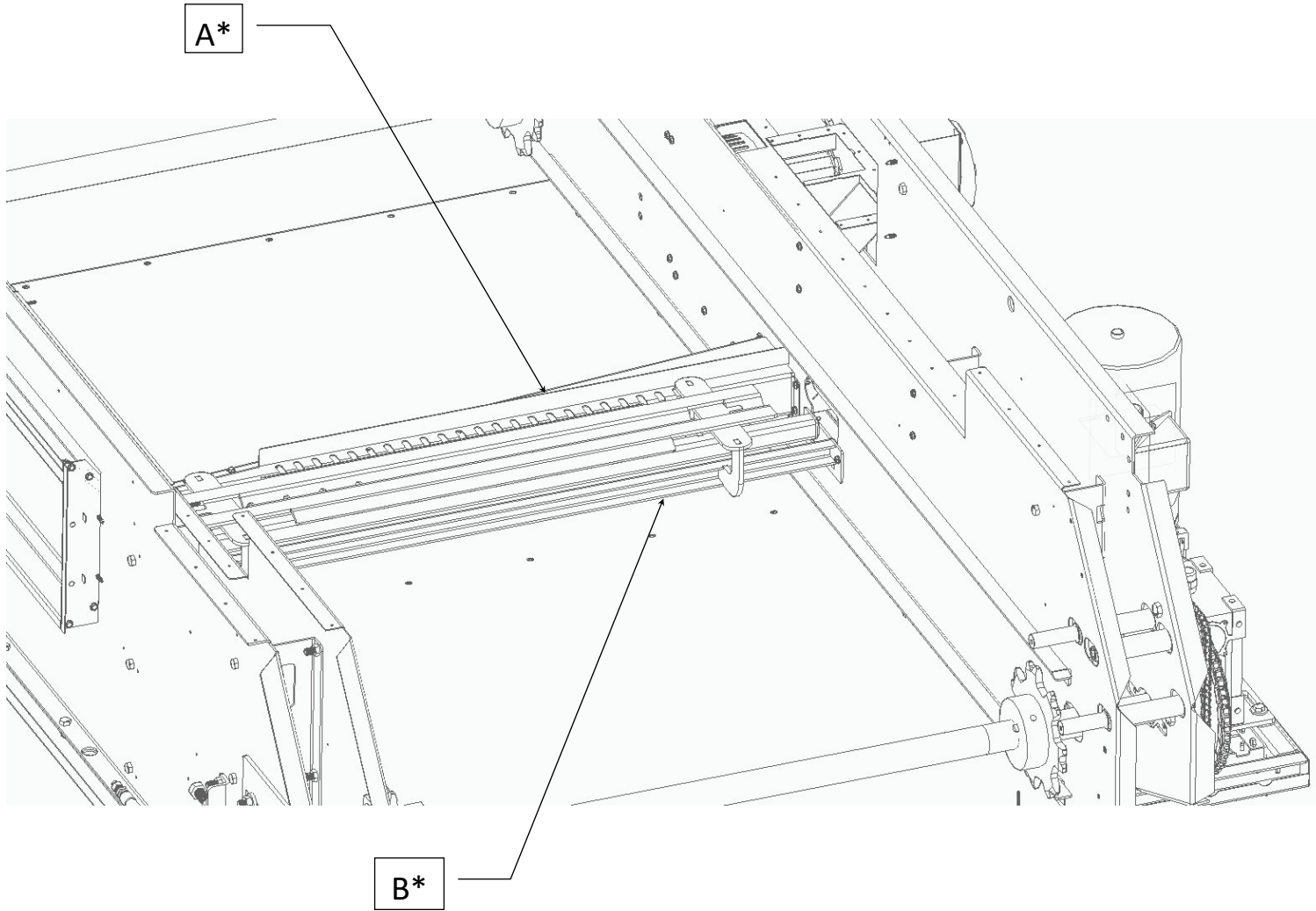


#	Part #	Description	Model
A	HR05-0106-A	CONVEYOR SHAFT SUPPORT (FRONT LEFT)	ALL
B	QU28-0156	SPRING	ALL
C	HR04-0023-A	SPRING TENSIONNER	ALL
D	HR11-0078-A	GREASE HOSE	ALL
E	HR11-0072-A	HIGH TEMPERATURE BEARING	ALL
F	HR05-0109-A	CONVEYOR SHAFT SUPPORT (FRONT RIGHT)	ALL
G	QU28-0421	HEX BOLT 3/8-16 X 3/4" ZINC PLATED	ALL
H	HR01-0085-A	CONVEYOR SUPPORT WASHER	ALL

*MODEL SPECIFIC

Description
 MECHANICS—4 of 4






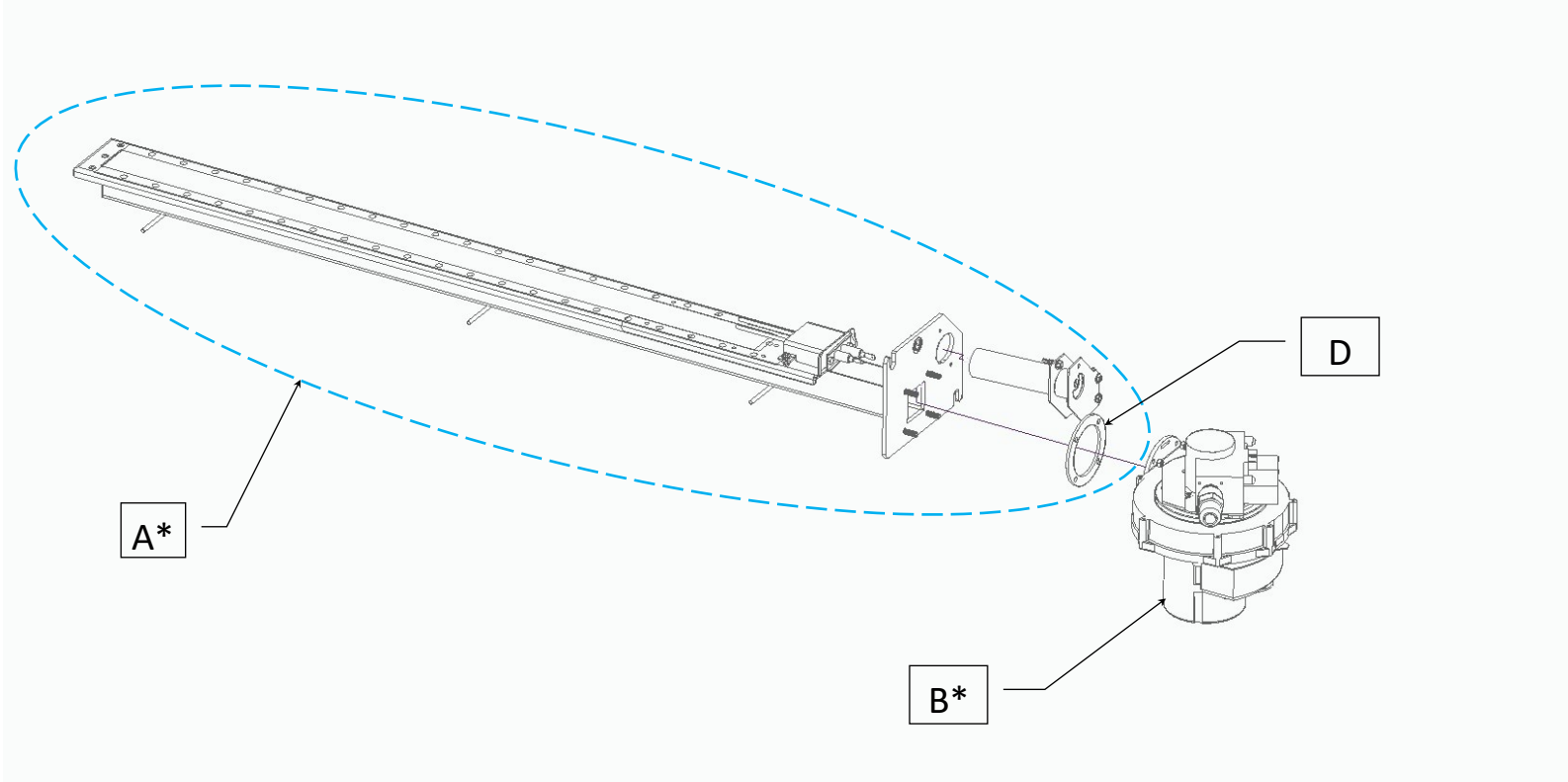
#	Part #	Description	Model
A*	HR11-0017-A	KIT SUCTION CHANEL HR0022 *NATURAL GAS*	HR-XX-22
A*	HR11-0022-A	KIT SUCTION CHANEL HR0022 *PROPANE GAS*	HR-XX-22
A*	HR11-0020-A	KIT SUCTION CHANEL HR0033 *NATURAL GAS*	HR-XX-33
A*	HR11-0024-A	KIT SUCTION CHANEL HR0033 *PROPANE GAS*	HR-XX-33
B*	HR11-0016-A	BURNER AND DEFLECTOR HOLDER	HR-XX-22
B*	HR11-0019-A	BURNER AND DEFLECTOR HOLDER	HR-XX-33

*MODEL SPECIFIC

Description

BURNER SUPPORT AND SUCTION CHANNEL



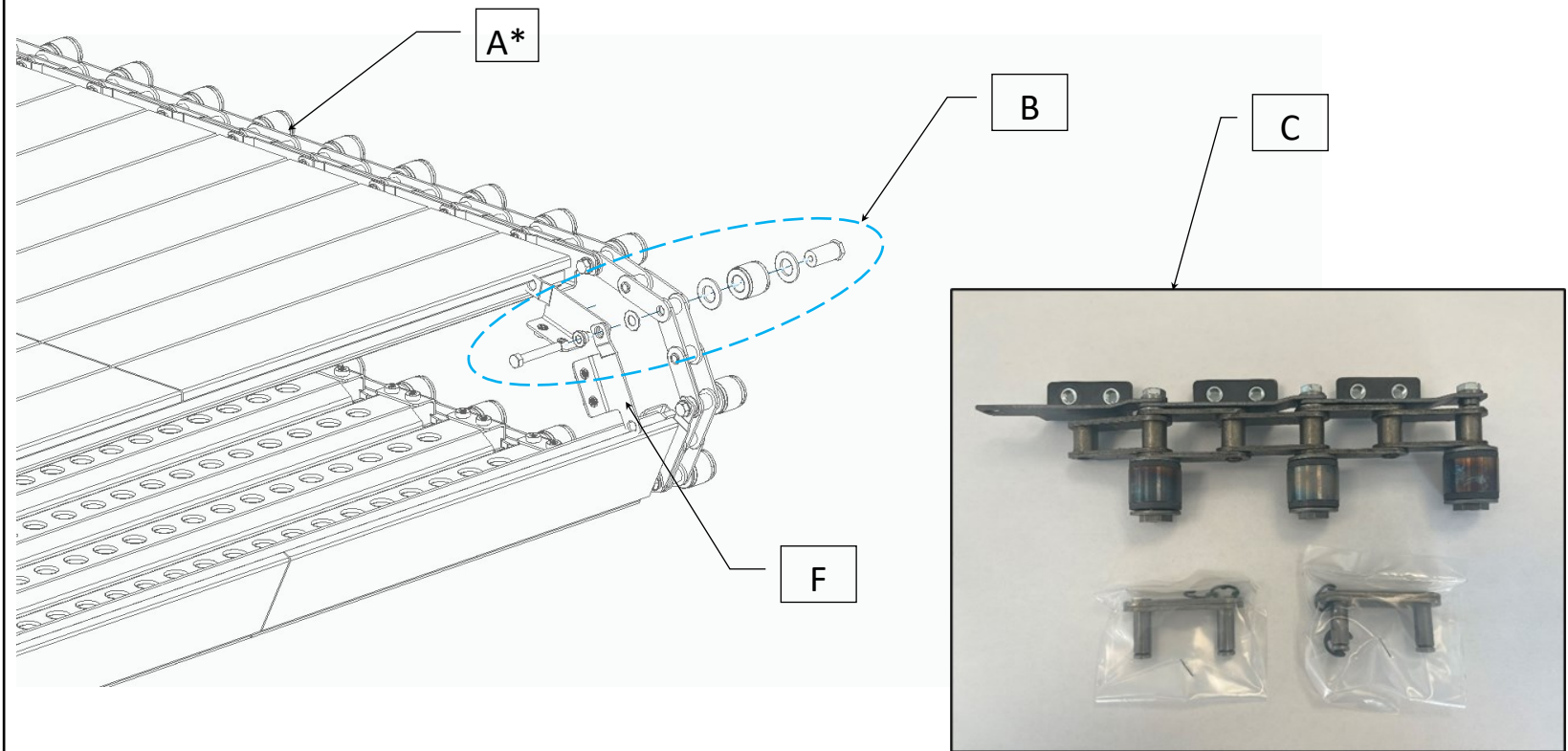
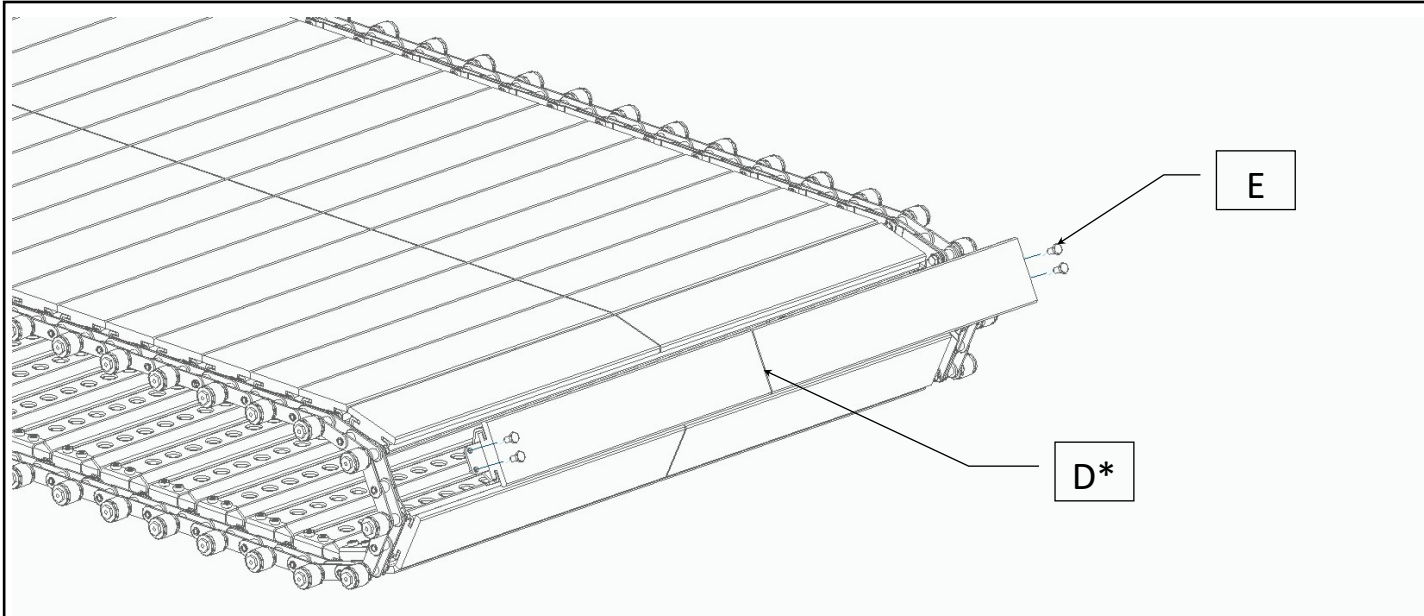


#	Part #	Description	Model
A*	HR11-0015-A	BURNER	HR-XX-22
A*	HR11-0018-A	BURNER	HR-XX-33
B*	HR11-0004-A	GAS BLOWER VALVE—NATURAL GAS	HR-XX-22
B*	HR11-0005-A	GAS BLOWER VALVE—PROPANE GAS	HR-XX-22
B*	HR11-0006-A	GAS BLOWER VALVE—NATURAL GAS	HR-XX-33
B*	HR11-0007-A	GAS BLOWER VALVE—PROPANE GAS	HR-XX-33
C	HR11-0028-A	FLAME ROD AND IGNITION CABLE	ALL
D	RE800418	GAS BLOWER VALVE GASKET	ALL

*MODEL SPECIFIC

Description
GAS BURNER AND BLOWER VALVE





#	Part #	Description	Model
A*	HR11-0066-A	CHAIN ASSEMBLY	HR-70-XX
A*	HR11-0068-A	CHAIN ASSEMBLY	HR-93-XX
B	HR11-0001-A	BUSHING FOR CONVEYOR (PACK OF 5)	ALL
C	HR11-0130-A	2 LINKS CHAIN REPAIR KIT	ALL
D*	HR11-0071-A	THREE SUPPORTS WITH STONES	HR-XX-22
D*	HR11-0070-A	THREE SUPPORTS WITH STONES	HR-XX-33
E	051-0180	HEX BOLT 1/4-20 X 1/2" STAINLESS STEEL	ALL
F	HR05-0032-A	STONE SUPPORT BRACKET	ALL

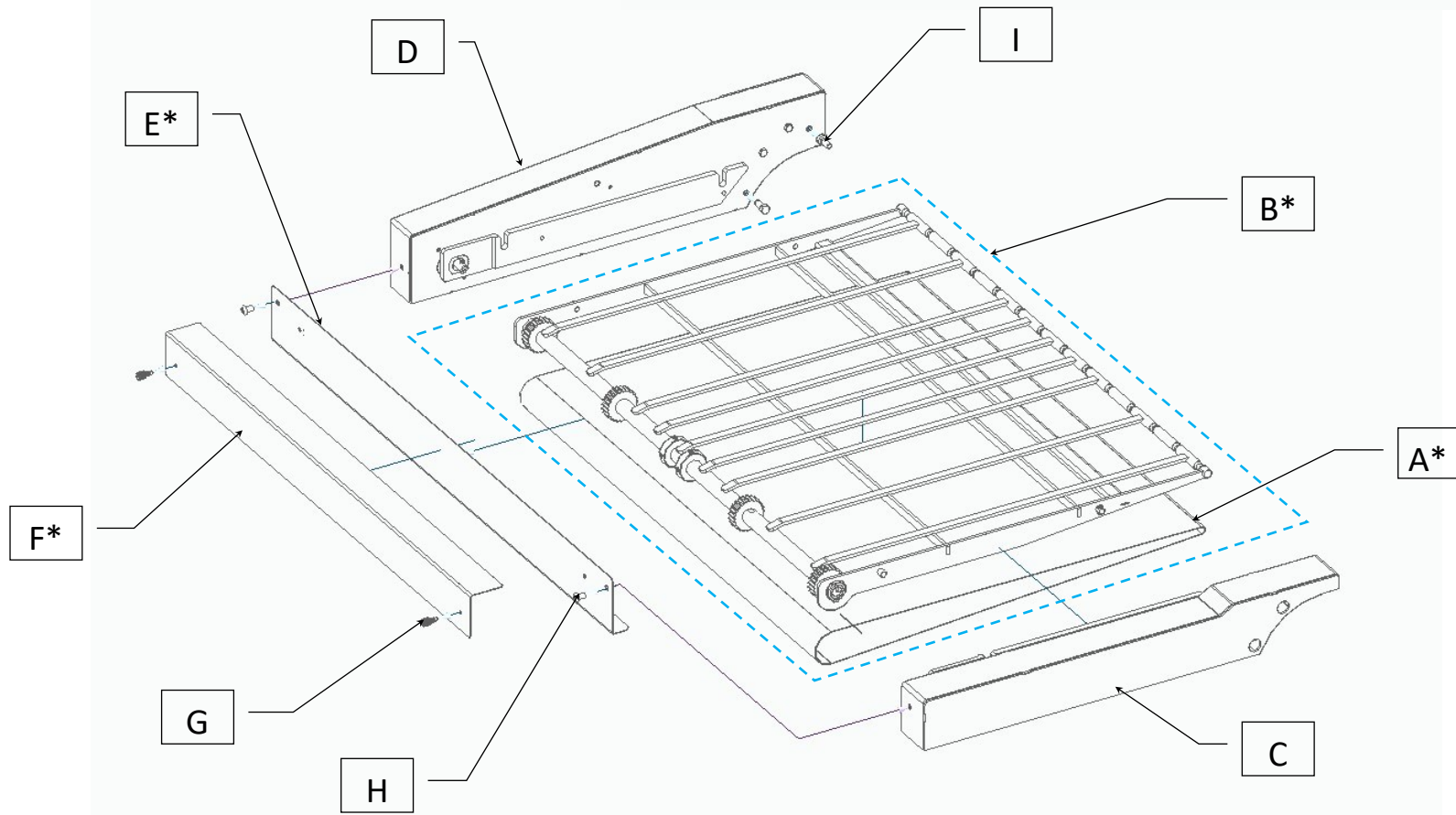
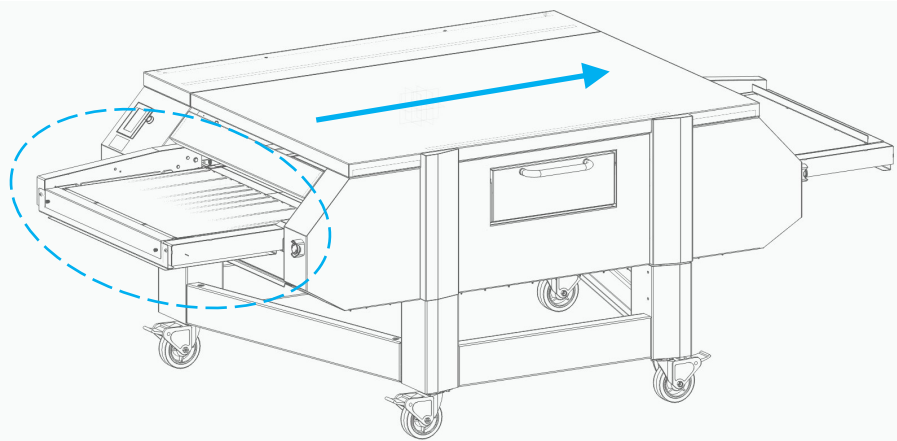
*MODEL SPECIFIC



Description

STONE CONVEYOR





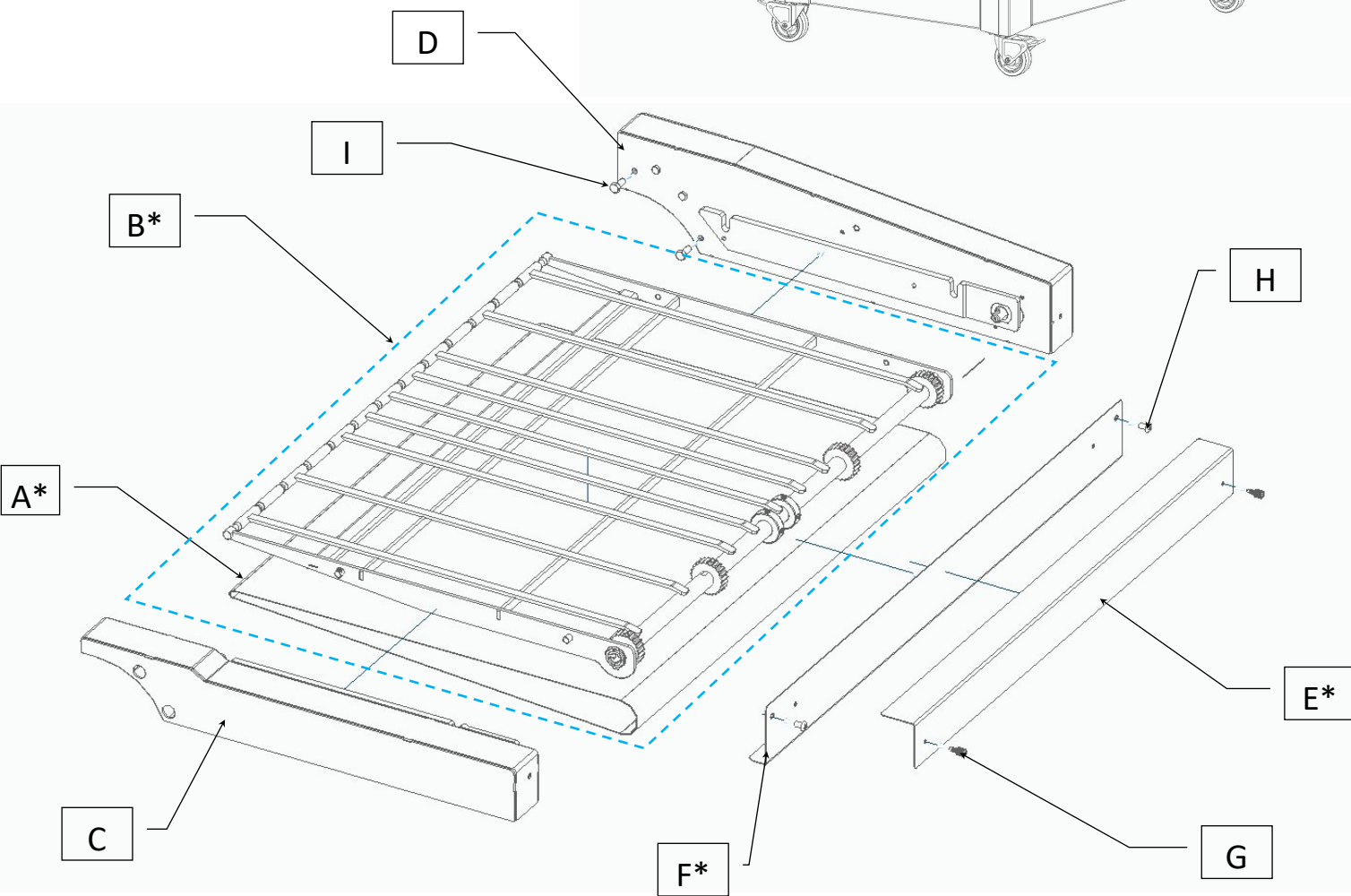
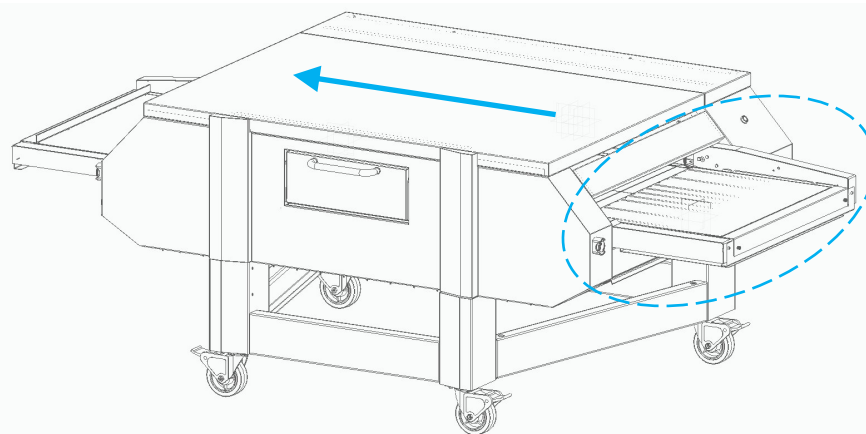
#	Part #	Description	Model
A*	HR11-0108-A	ENTRY CONVEYOR MESH	HR-XX-22
A*	HR11-0106-A	ENTRY CONVEYOR MESH	HR-XX-33
B*	HR11-0118-A	ENTRY CONVEYOR	HR-XX-22
B*	HR11-0117-A	ENTRY CONVEYOR	HR-XX-33
C	HR05C0006	LEFT ENTRY FRONT ARM	ALL
D	HR11-0063-A	LEFT ENTRY REAR ARM	ALL
E*	HR01B0017	ENTRY CONVEYOR FINITION BRACKET	HR-XX-22
E*	HR01B0009	ENTRY CONVEYOR FINITION BRACKET	HR-XX-33
F*	HR04A0007	CRUMB PAN SUPPORT	HR-XX-22
F*	HR04A0004	CRUMB PAN SUPPORT	HR-XX-33
G	HR11-0065-A	THUMB SCREW (PACK OF 8)	ALL
H	051-0186	BUTTON HEAD SCREW 1/4-20 X 1/2" SS	ALL
I	051-0300	HEX BOLT 5/16-18 X 3/4" STAINLESS	ALL

*MODEL SPECIFIC



Description
LEFT ENTRY CONVEYOR





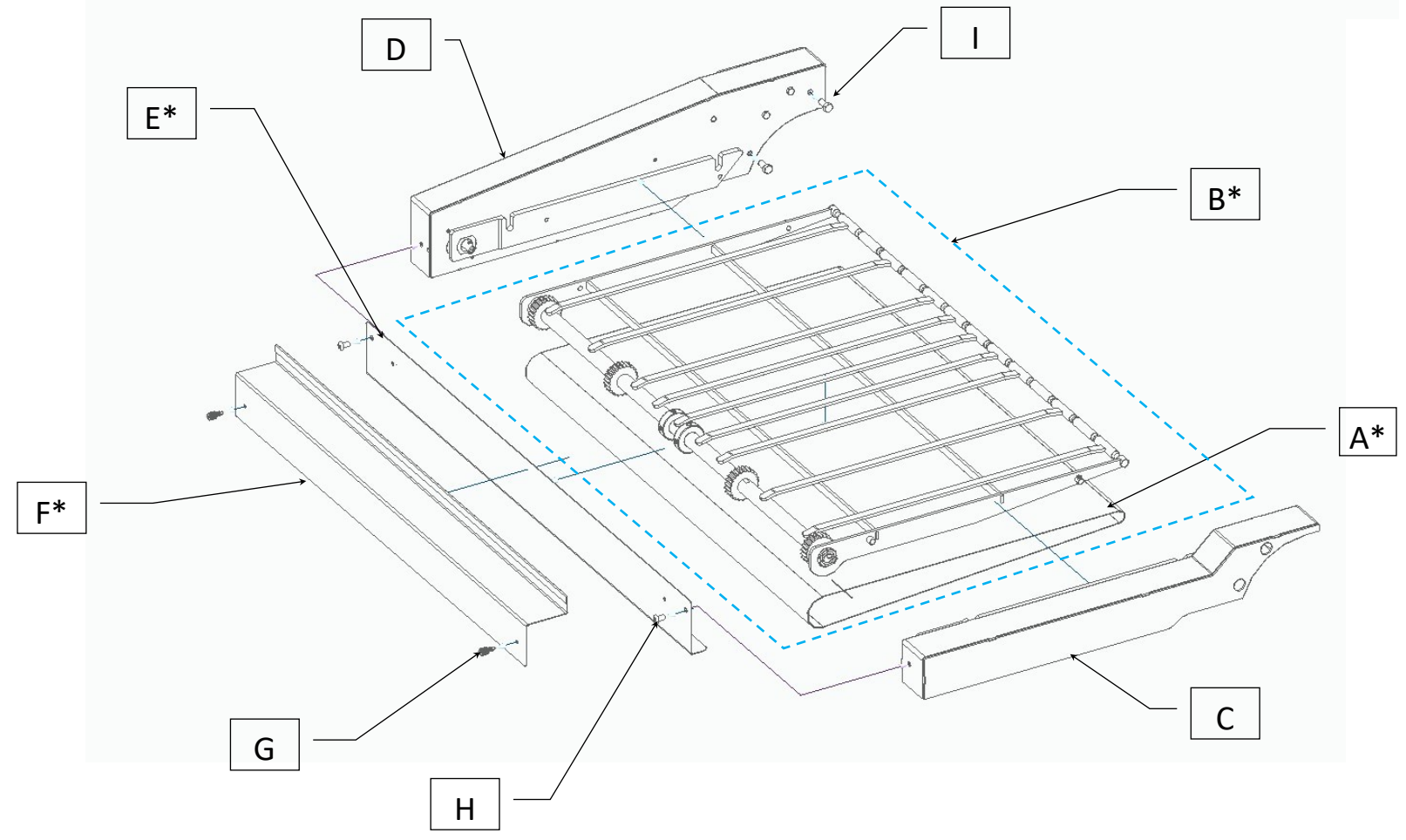
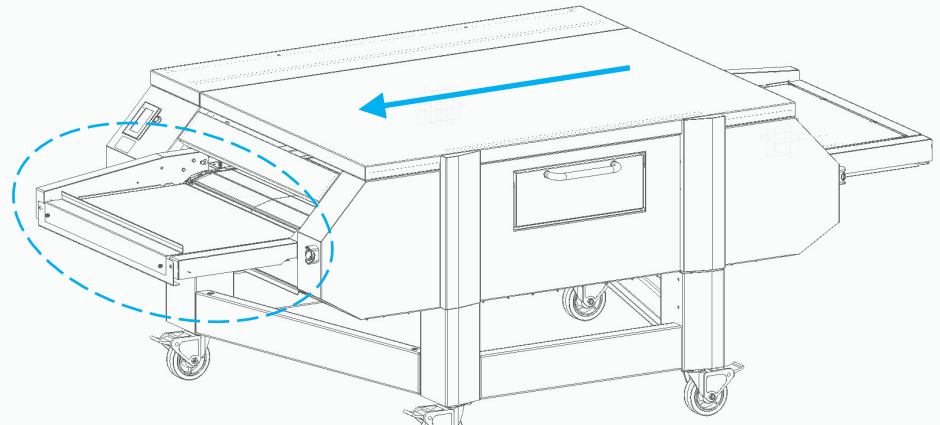
#	Part #	Description	Model
A*	HR11-0108-A	ENTRY CONVEYOR MESH	HR-XX-22
A*	HR11-0106-A	ENTRY CONVEYOR MESH	HR-XX-33
B*	HR11-0118-A	ENTRY CONVEYOR	HR-XX-22
B*	HR11-0117-A	ENTRY CONVEYOR	HR-XX-33
C	HR05C0002	RIGHT ENTRY FRONT ARM	ALL
D	HR11-0064-A	RIGHT ENTRY REAR ARM	ALL
E*	HR01B0017	ENTRY CONVEYOR FINITION BRACKET	HR-XX-22
E*	HR01B0009	ENTRY CONVEYOR FINITION BRACKET	HR-XX-33
F*	HR04A0007	CRUMB PAN SUPPORT	HR-XX-22
F*	HR04A0004	CRUMB PAN SUPPORT	HR-XX-33
G	HR11-0065-A	THUMB SCREW (PACK OF 8)	ALL
H	051-0186	BUTTON HEAD SCREW 1/4-20 X 1/2" SS	ALL
I	051-0300	HEX BOLT 5/16-18 X 3/4" STAINLESS	ALL

*MODEL SPECIFIC

Description

RIGHT ENTRY CONVEYOR



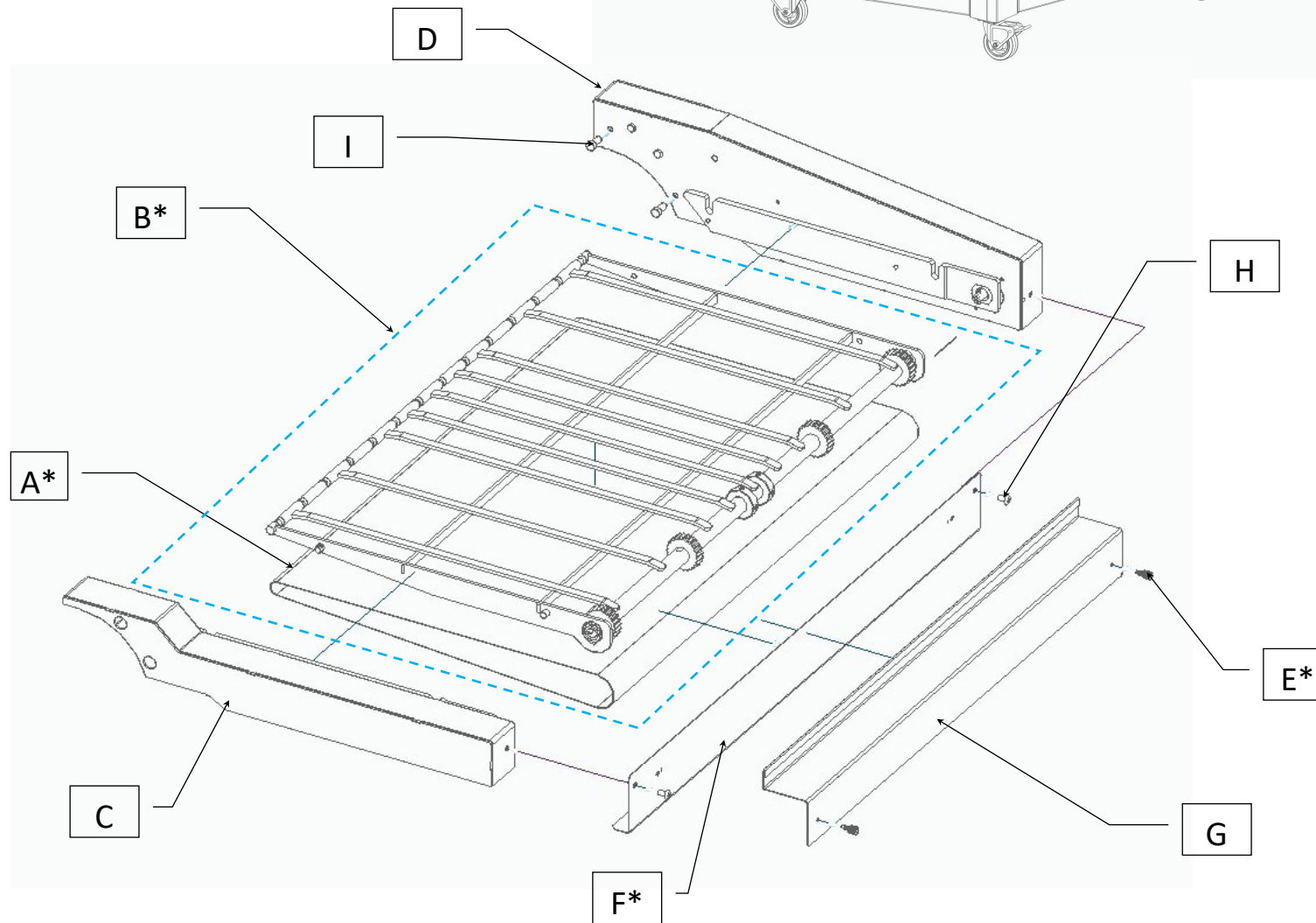
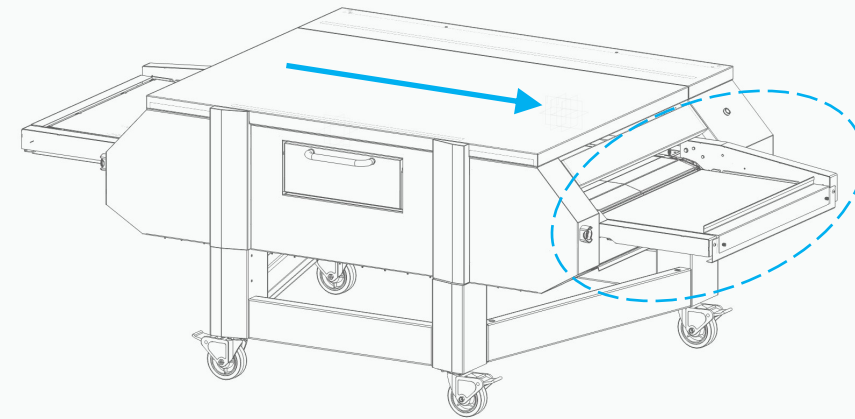


#	Part #	Description	Model
A*	HR11-0109-A	EXIT CONVEYOR MESH	HR-XX-22
A*	HR11-0107-A	EXIT CONVEYOR MESH	HR-XX-33
B*	HR11-0105-A	EXIT CONVEYOR	HR-XX-22
B*	HR11-0103-A	EXIT CONVEYOR	HR-XX-33
C	HR05B0064	LEFT EXIT FRONT ARM	ALL
D	HR11-0113-A	LEFT EXIT REAR ARM	ALL
E*	HR01A0260	EXIT CONVEYOR STOPPER	HR-XX-22
E*	HR01B0177	EXIT CONVEYOR STOPPER	HR-XX-33
F*	HR01-0187-A	CRUMB PAN SUPPORT	HR-XX-22
F*	HR04-0189-A	CRUMB PAN SUPPORT	HR-XX-33
G	HR11-0002-A	THUMB SCREW (PACK OF 8)	ALL
H	051-0186	BUTTON HEAD SCREW 1/4-20 X 1/2" SS	ALL
I	051-0300	HEX BOLT 5/16-18 X 3/4" STAINLESS	ALL

*MODEL SPECIFIC

Description
LEFT EXIT CONVEYOR





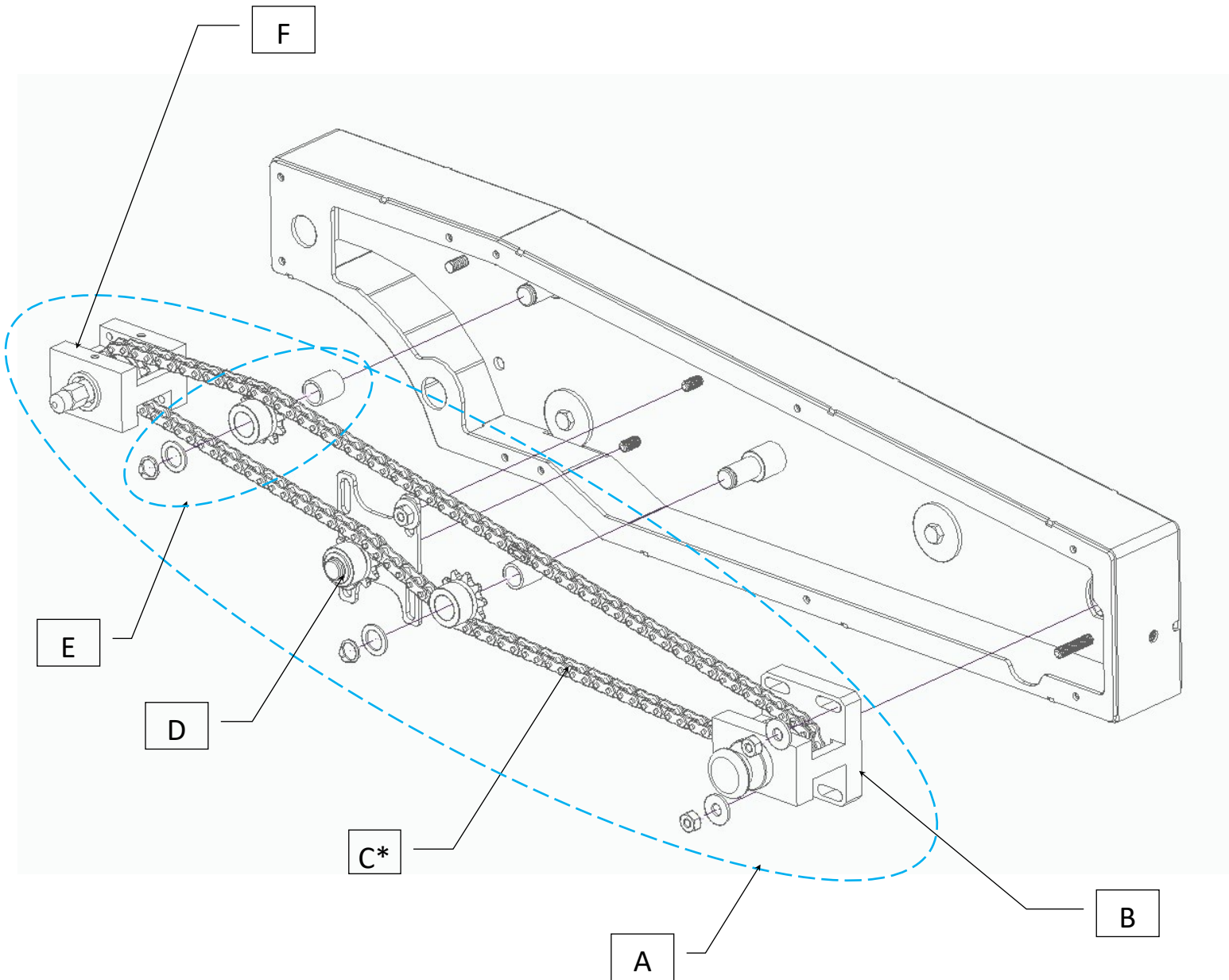
#	Part #	Description	Model
A*	HR11-0109-A	EXIT CONVEYOR MESH	HR-XX-22
A*	HR11-0107-A	EXIT CONVEYOR MESH	HR-XX-33
B*	HR11-0105-A	EXIT CONVEYOR	HR-XX-22
B*	HR11-0103-A	EXIT CONVEYOR	HR-XX-33
C	HR05B0059	RIGHT EXIT FRONT ARM	ALL
D	HR11-0111-A	RIGHT EXIT REAR ARM	ALL
E*	HR01A0260	EXIT CONVEYOR STOPPER	HR-XX-22
E*	HR01B0177	EXIT CONVEYOR STOPPER	HR-XX-33
F*	HR01-0187-A	CRUMB PAN SUPPORT	HR-XX-22
F*	HR04-0189-A	CRUMB PAN SUPPORT	HR-XX-33
G	HR11-0065-A	THUMB SCREW (PACK OF 8)	ALL
H	051-0186	BUTTON HEAD SCREW 1/4-20 X 1/2" SS	ALL
I	051-0300	HEX BOLT 5/16-18 X 3/4" STAINLESS	ALL

*MODEL SPECIFIC

Description

RIGHT EXIT CONVEYOR






#	Part #	Description	Model
A	HR11-0119-A	ENTRY EXIT CONVEYOR ARM COMPONENTS	ALL
B	HR11-0096-A	KNOB WITH SPROCKET	ALL
C*	HR11-0084-A	ENTRY ARM CHAIN #35 WITH LINK	ENTRY
C*	HR11-0083-A	EXIT ARM CHAIN #35 WITH LINK	EXIT
D	HR11-0094-A	ARM CHAIN TENSIONNER	ALL
E	HR11-0095-A	ARM IDLING SPROCKET	ALL
F	HR11-0045-A	CONVEYOR DRIVING SHAFT KIT	ALL

*MODEL SPECIFIC

Description

CONVEYOR ARM MECHANIC





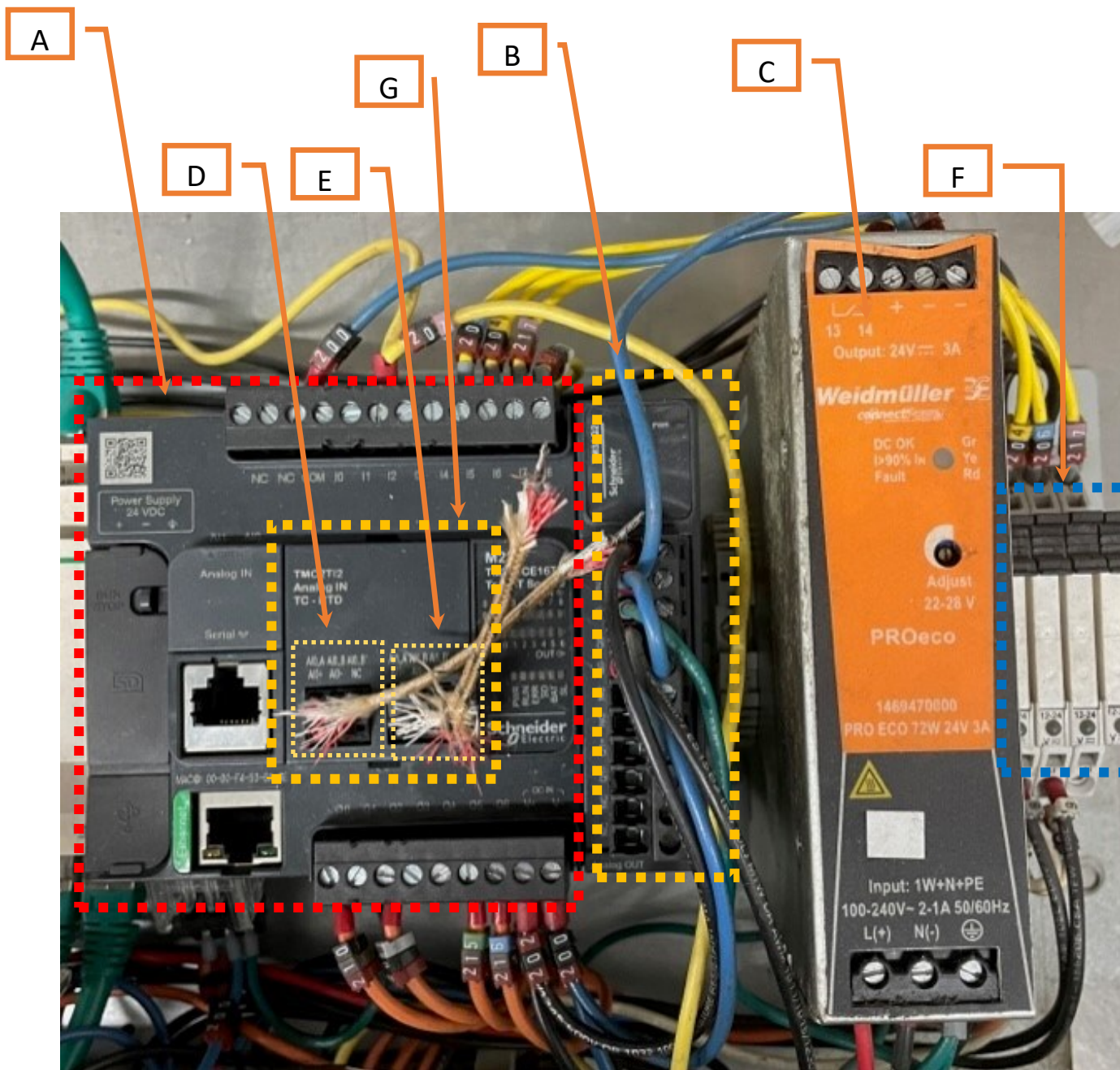
#	Part #	Description	Model
A	HR11-0141-A	VARIABLE FREQUENCY DRIVE 0.5HP (CONVEYOR)	ALL
B	HR11-0142-A	VARIABLE FREQUENCY DRIVE 1HP (CONVECTION FAN)	ALL
C	HR11-0089-A	CONTACTOR	ALL
D	034-0758	FUSE HOLDER	ALL
E	EL36-0012	FUSE HOLDER	ALL
F	EL02-0190	MODBUS TAP JUNCTION	ALL
G	EL40-0037	TRANSFORMER 40VA 208-240V-24VAC 50/60HZ CLASS 2	ALL

*MODEL SPECIFIC

Description

ELECTRICAL PANEL (PAGE 1 OF 2)





#	Part #	Description	Model
A	HR11-0046-A	PLC	ALL
B	HR11-0029-A	EXPANSION MODULE	ALL
C	HR11-0080-A	POWER SUPPLY	ALL
D	HR11-0077-A	THERMOCOUPLE (12" LEAD)	ALL
E	HR11-0076-A	THERMOCOUPLE (60" LEAD)	ALL
F	HR11-0088-A	RELAY 24V	ALL
G	HR11-0029-A	PART IS NO LONGER AVAILABLE. MUST BE REPLACED BY THE CHANGING THE SIDE MODULE INSTEAD. CONTACT SERVICE FOR DETAILS	ALL

*MODEL SPECIFIC

Description
ELECTRICAL PANEL (PAGE 2 OF 2)



#	Part #	Description	Model
A	HR11-0091-A	ETHERNET CABLE KIT	ALL
B	HR11-0145-A	E-STOP WIRE KIT	ALL
C	HR11-0025-A	GAS BOLWER VALVE MOTOR HARNESS	ALL

*MODEL SPECIFIC

--

Description

CABLES, WIRES AND HARNESS



A



B



C

#	Part #	Description	Model
A	HR11-0090-A	FUSE KIT	ALL
B	HR11-0047-A	PLC AND HMI SOFTWARE	ALL

*MODEL SPECIFIC



A



B

Description

FUSE AND SOFTWARE

