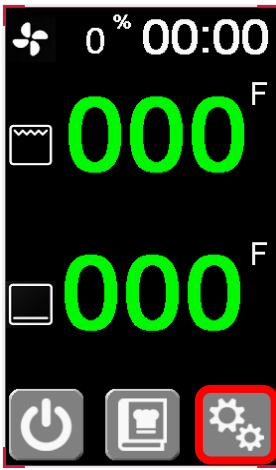


To access the technician menus:





Press the system button on the bottom left corner of the main screen.

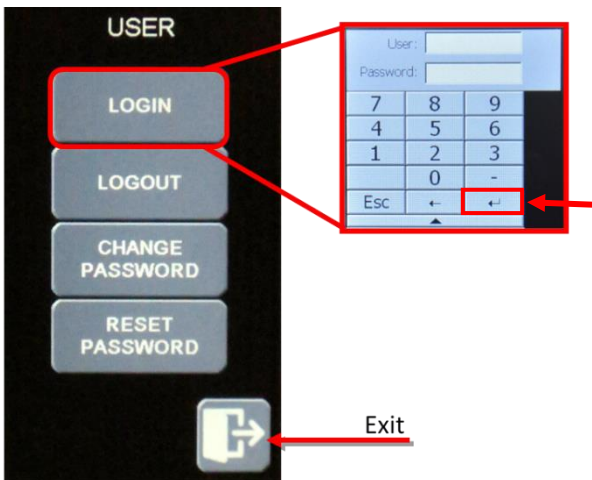


Basic

Advanced



In the system menu, press  to enter the USER menu.



Press the LOGIN button and then login using the following credentials:

User: 2
Password: 911
Enter

If you get an error message, there was a mistake in the credentials.

Press the exit button .



In the system menu, press the INPUTS / UTPUTS button



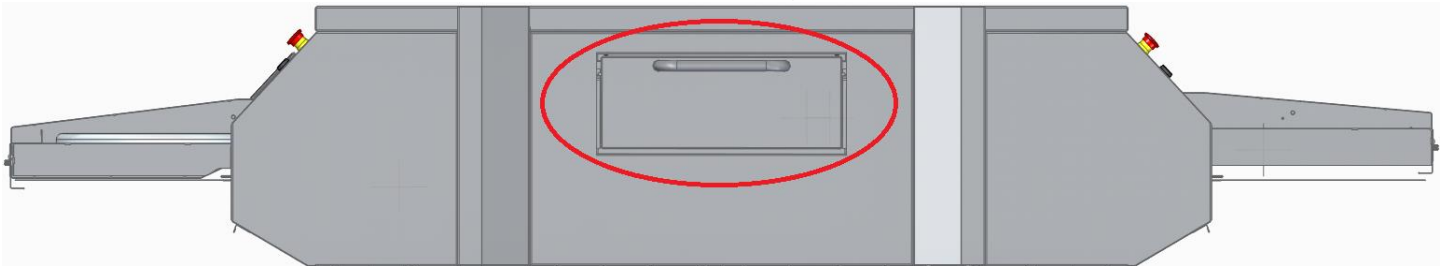
To access the CONVEYOR CONFIG menu, press the conveyor icon





Pressing on the setting identified on the picture allows you to change the direction of the conveyor. It can be set “right to left” or “left to right”.

Note that the front of the oven is always the door leading to the center of the conveyor.



Press all exit button  to return to the main screen.